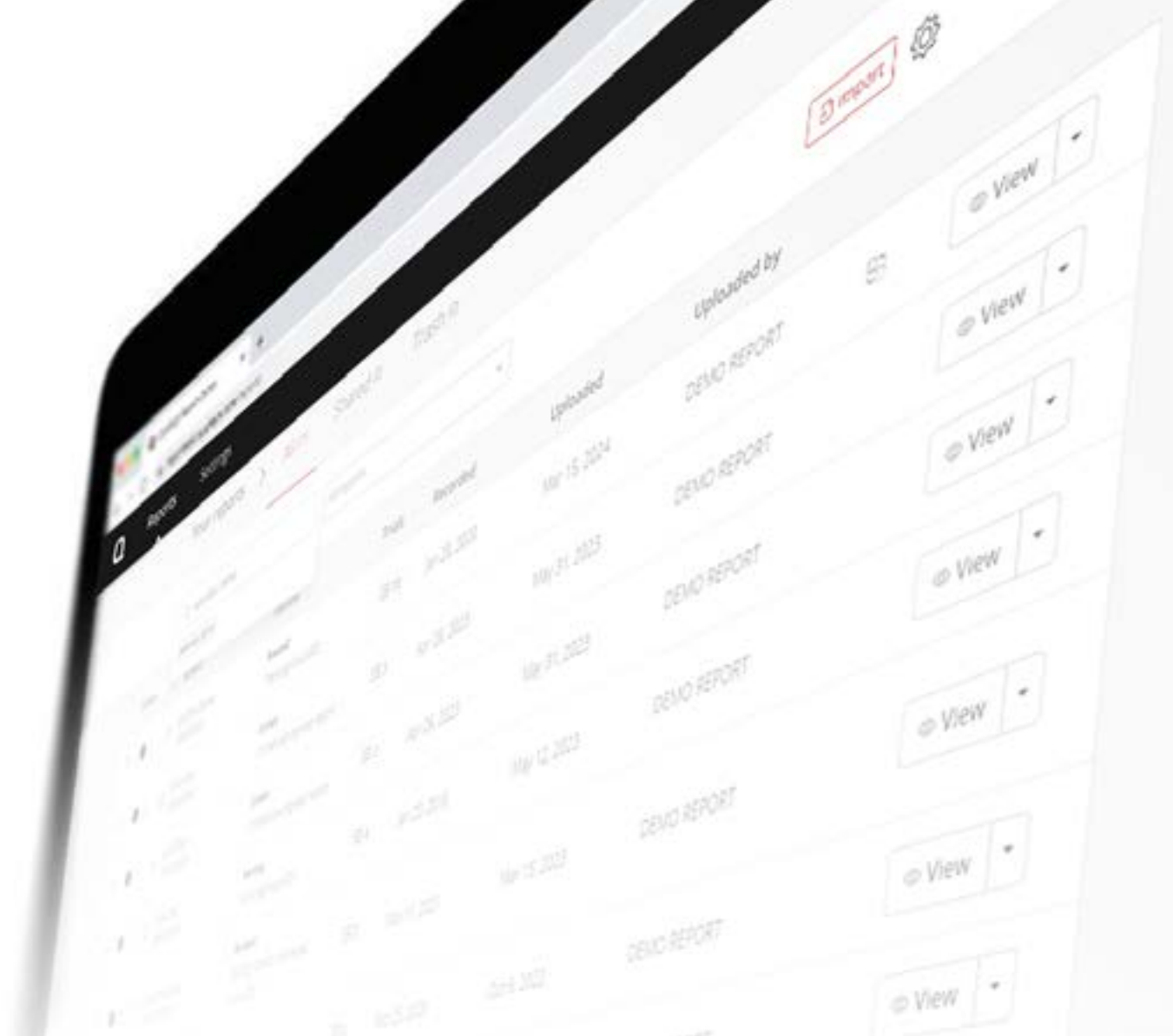


# All Your Data. One Powerful Platform.



# Capture. Process. Deliver Results.

Qualisys' Online Reporting Platform is designed to simplify complex motion capture data, translating technical results into practical improvements. The platform consists of the Report Center and web reports, which include data, video and a 3D viewer on a single page.

## DATA COLLECTION

An automated framework for Qualisys Track Manager (QTM) streamlines motion capture workflows by handling repetitive tasks with ease. Pre-defined analysis modules exist for Golf, Baseball, Running, Cycling, Cricket, Functional Assessment, and Gait Analysis.

Easily create sessions and capture measurements through QTM's intuitive graphical interface. Users can also generate web reports from pre-processed CGM data by importing C3D files.

## DATA PROCESSING

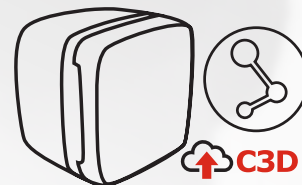
With one click, processing begins, delivering a detailed report for the athlete or subject. Powered by Calqulus—Qualisys' advanced online processing engine—or third-party software such as Visual3D and Theia Markerless, the system performs all calculations with unwavering precision, ensuring accurate and reliable results.

## INTERPRET AND INTERACT

Qualisys web reports feature synchronized charts, metrics, video, and a 3D viewer. A time indicator within the charts ensures users can precisely match movements to the corresponding data.

Easily explore data with interactive tools: toggle between mean curves or individual movement cycles, overlay left and right body sides to assess symmetry, compare trials and reports, and export or share results.

### 1. COLLECT



### 2. PROCESS



### 3. INTERPRET & INTERACT





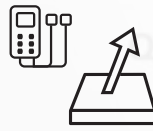
### Secure Storage

Compliant to major security frameworks (ISO 27001, HIPAA, GDPR).



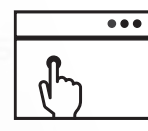
### Open Source

Share and collaborate on Calculus pipelines through GitHub.



### External Hardware

View integrated Force and EMG data directly on the web reports.



### Report Templates

Rearrange layouts and focus on specific variables by toggling graphs on or off.



### Report Center

Log in to the Report Center to search, view, edit and share reports.

## GO MARKERLESS!

Use Miquis Video Plus or Hybrid cameras to calibrate and capture in QTM, while Theia Markerless handles tracking and post-processing. Markerless analysis is supported for select modules and requires both Theia Markerless processing software to generate results onto the web report.

Refer to the table for an overview of the available analysis modules and processing solutions.

| ANALYSIS MODULE       | REQUIRED SOFTWARE |                                 |
|-----------------------|-------------------|---------------------------------|
|                       | (Marker-based)    | (Markerless)                    |
| Baseball              | CALQULUS OR V3D   | V3D + THEIA OR CALQULUS + THEIA |
| Cricket               | CALQULUS          | CALQULUS + THEIA <sup>1</sup>   |
| Cycling               | CALQULUS OR V3D   | V3D + THEIA OR CALQULUS + THEIA |
| Functional Assessment | CALQULUS OR V3D   | V3D + THEIA OR CALQULUS + THEIA |
| Gait, Clinical Gait   | V3D               | V3D + THEIA                     |
| Golf                  | V3D               | V3D + THEIA                     |
| Running               | CALQULUS OR V3D   | V3D + THEIA OR CALQULUS + THEIA |

<sup>1</sup> Only batting

## CALQULUS

# Cloud Biomechanics.

Calculus is Qualisys' unique online processing engine that provides biomechanical calculations for analysis and reporting in the cloud with no additional software required for processing. Not only does this save time and money, but it is also reliable and secure.

Calculus offers a range of pre-made, open-source pipelines – a one-stop-shop for all sport analyses bundled into a single module. The Calculus Reports package includes Baseball, Cricket, Cycling, Functional Assessment, Running, and a generic pipeline.

Processed data can be viewed and shared from the Report Center, including EMG data, force plate data, joint kinetics and kinematics. Data undergoes cloud-based processing, enabling users to reprocess data anywhere with internet connection.

## Subscribe today and get connected.

The Qualisys Online Reporting Platform is available on an annual subscription basis, including a Free, Basic, Premium, or Enterprise plan – each offering varying levels of features and benefits. Plans are priced per site license and are based on the number of stored reports.

Calculus and Online Reporting capabilities require an active support agreement, and some Qualisys Support Plans already include an Online Reporting subscription. For those seeking advanced functionality, subscriptions can easily be upgraded or purchased separately.

|   | FREE<br><i>free</i> | BASIC<br>\$ | PREMIUM<br>\$\$ | ENTERPRISE<br>\$\$\$ |
|---|---------------------|-------------|-----------------|----------------------|
| Report Storage <sup>1</sup>                     | 10                  | 100         | 1000            | 10000                |
| Student (Guest) Report Storage                  | 5                   | 50          | 100             | 100                  |
| Calculus Engine                                 | ✓                   | ✓           | ✓               | ✓                    |
| Calculus Reports Starter Package <sup>2</sup>   | ✓                   | ✓           | ✓               | ✓                    |
| PDF Export                                      | ✗                   | ✓           | ✓               | ✓                    |
| Custom Reference Data                           | ✗                   | ✓           | ✓               | ✓                    |
| Set Preferred Data Center Location <sup>3</sup> | ✗                   | ✗           | ✗               | ✓                    |

<sup>1</sup> It is possible to free up storage by deleting reports.

<sup>2</sup> Includes Baseball, Cricket, Cycling, Functional Assessment, Generic, and Running reports

<sup>3</sup> Enterprise can choose from Europe or Canada. All other subscription levels default to Europe. Contact us to request other locations.



### Student & Guest Accounts

Qualisys offers “Student” or “Guest” accounts, for example, for academic institutions with rotating users each semester or term. These accounts are assigned by lab managers and have access to the same modules as the parent account. Report limits are specified in the table above. The number of Student and Guest Licenses is defined by the institution’s [Support Plan](#).

For more information visit our [website](#) or [contact us](#).

Scan or click the QR code to view more unique web report features.

